



# HAPEVILLE CHARTER MIDDLE SCHOOL

**Main Campus** - 3535 South Fulton Avenue Hapeville, GA 30354 Phone: 404-767-7730 Fax: 404-767-7706  
**8<sup>th</sup> Grade Academy** - 6045 Buffington Rd College Park, GA 30349 Phone: 404-941-1041 Fax: 404-941-1002

**Ms. Stacy Henry**  
Assistant Principal

**Dr. Audrey Greer**  
Principal

**Mr. Darrie Nowell**  
Assistant Principal

## Board Report February 2019

### Hapeville Charter Schools Vision Statement

The vision of Hapeville Charter Schools is to provide an environment that will excite, inspire and transform classes of students into productive, life-ready individuals capable of and interested in, working together to enrich their lives and lead future generations.

### Hapeville Charter Middle School Mission Statement

The mission of Hapeville Charter Middle School is to prepare each student in a safe and caring learning environment for successful transition to high school.

### Hapeville Charter Middle School 2018-2019 School-wide Goals

In accordance with the statements of vision and mission, the school-wide goals reflect three focus areas and have been developed to give direction to Hapeville Charter Middle School. The focus areas include Culture & Climate; Professional Growth; and Curriculum, Instruction, and Assessment. Hapeville Charter MS will complete specific actions to support students, teachers, and parents.

Goal	Area of Focus
1. To improve students' academic achievement in math, reading, science, and social studies by increasing the number of students performing at proficient and above by 3% as reflected on the GMAS from 2017-2018 to 2018-2019	Professional Growth Curriculum, Instruction, & Assessment
2. To improve the teacher retention rate by retaining at least 75% of the staff for the 2019-2020 school-year	Professional Growth Culture & Climate
3. To decrease the percentage of students receiving ISS and/or OSS by 3% from 2017-2018 to 2018-2019.	Culture & Climate Curriculum, Instruction, & Assessment

**We are HCMS...where we are Teaching and Learning at the Next Level!**



# HAPEVILLE CHARTER MIDDLE SCHOOL

---

**Main Campus** - 3535 South Fulton Avenue Hapeville, GA 30354 Phone: 404-767-7730 Fax: 404-767-7706  
**8<sup>th</sup> Grade Academy** - 6045 Buffington Rd College Park, GA 30349 Phone: 404-941-1041 Fax: 404-941-1002

---

**Ms. Stacy Henry**  
Assistant Principal

**Dr. Audrey Greer**  
Principal

**Mr. Darrie Nowell**  
Assistant Principal

## **Goal # 1**

To improve students' academic achievement in math, reading, science, and social studies by increasing the number of students performing at proficient and above by 3% as reflected on the GMAS from 2017-2018 to 2018-2019

### **Progress Towards Goal Attainment**

Students completed the last round of district interim assessments in February for math, 8<sup>th</sup> grade Science, and 8<sup>th</sup> grade Social Studies. The purpose of the district interim assessments was to assess students' understanding over concepts taught from August 2018 thru February 2019. The school leaders and teachers were able to measure students' growth from Interim Assessment I to Interim Assessment II to Interim Assessment III as a portion of the same standards were assessed on all tests. The goal was to decrease the number of students performing at the Far Below Basic level and Below Basic level from Interim Assessment I to Interim Assessment III. In Literacy, the students completed the Write Score Assessment to measure students' progress towards meeting standards on the Georgia Milestones. The Write Score Assessment is used to measure students' performance in reading and writing. Each assessment includes five grade-appropriate articles with annotated text features, multiple choice, multi-select, two-part, and short constructed response questions. HCMS completed the Write Score Assessment in December and in February. The goal of each student is to score a 3 or higher which indicates proficiency and/or distinguished as well as progress from scoring a 0 to scoring a 1, 2, 3, or 4. The students showed gains in every content area except 8<sup>th</sup> grade Social Studies.

**We are HCMS...where we are Teaching and Learning at the Next Level!**



# HAPEVILLE CHARTER MIDDLE SCHOOL

**Main Campus** - 3535 South Fulton Avenue Hapeville, GA 30354 Phone: 404-767-7730 Fax: 404-767-7706  
**8<sup>th</sup> Grade Academy** - 6045 Buffington Rd College Park, GA 30349 Phone: 404-941-1041 Fax: 404-941-1002

**Ms. Stacy Henry**  
Assistant Principal

**Dr. Audrey Greer**  
Principal

**Mr. Darrie Nowell**  
Assistant Principal

**6<sup>th</sup> Grade Math Highlights** – The 6<sup>th</sup> grade made improvements from Interim Assessment I to Interim Assessment II; however, the students performing at the Far Below Basic level increased from 56% to 63%. This clearly indicates the need for additional reinforcement.

## Site Assessment Overview

Assessment: Grade 6 Math Interim Assessment I

Site: Hapeville Charter Middle

Course: Math 6 (27.1210000M) - MATH, Math 6 (27.8210080M) - MATH, Math 6 (27.9210070M) - MATH, Math 6 Level A (27.2210040M) - MATH, Math 6 Lv O (27.0210000M) - MATH

Roster Date: Control Panel (10-

Gender(s): Male & Female

Reported Race: All Reported Race

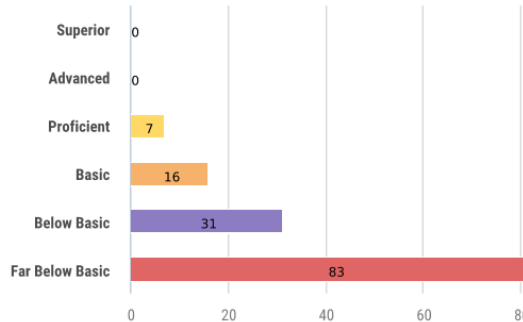
Special Education: Special & Non Spe

Socio-Economic: SED & Not SED

English Proficiencies: All

### Performance Band Distribution

Performance Band (minimum % correct)	# of Students	% of Students
Superior (90%)*	0	0%
Advanced (80%)*	0	0%
Proficient (70%)*	7	5%
Basic (60%)*	16	12%
Below Basic (50%)	31	23%
Far Below Basic (0%)	83	61%
Total	137	100%



## Site Assessment Overview

Assessment: Grade 6 Math Interim Assessment II

Site: Hapeville Charter Middle

Course: Math 6 (27.1210000M) - MATH, Math 6 (27.8210080M) - MATH, Math 6 (27.9210070M) - MATH, Math 6 Level A (27.2210040M) - MATH, Math 6 Lv O (27.0210000M) - MATH

Roster Date: Control Panel (01-03-2019)

Gender(s): Male & Female

Reported Race: All Reported Races

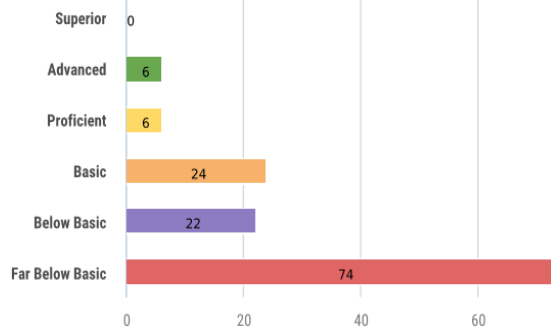
Special Education: Special & Non Special Ed

Socio-Economic: SED & Not SED

English Proficiencies: All

### Performance Band Distribution

Performance Band (minimum % correct)	# of Students	% of Students
Superior (90%)*	0	0%
Advanced (80%)*	6	5%
Proficient (70%)*	6	5%
Basic (60%)*	24	18%
Below Basic (50%)	22	17%
Far Below Basic (0%)	74	56%
Total	132	100%



## Site Assessment Overview

Assessment: Grade 6 Math Interim Assessment III

Site: Hapeville Charter Middle

Course: Math 6 (27.1210000M) - MATH, Math 6 (27.8210080M) - MATH, Math 6 (27.9210070M) - MATH, Math 6 Level A (27.2210040M) - MATH, Math 6 Lv O (27.0210000M) - MATH

Roster Date: Control Panel (03-12-2019)

Gender(s): Male & Female

Reported Race: All Reported Races

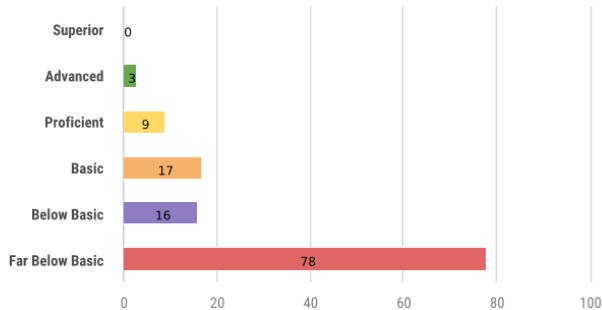
Special Education: Special & Non Special Ed

Socio-Economic: SED & Not SED

English Proficiencies: All

### Performance Band Distribution

Performance Band (minimum % correct)	# of Students	% of Students
Superior (90%)*	0	0%
Advanced (80%)*	3	2%
Proficient (70%)*	9	7%
Basic (60%)*	17	14%
Below Basic (50%)	16	13%
Far Below Basic (0%)	78	63%
Total	123	100%



**We are HCMS...where we are Teaching and Learning at the Next Level!**



# HAPEVILLE CHARTER MIDDLE SCHOOL

**Main Campus** - 3535 South Fulton Avenue Hapeville, GA 30354 Phone: 404-767-7730 Fax: 404-767-7706  
**8<sup>th</sup> Grade Academy** - 6045 Buffington Rd College Park, GA 30349 Phone: 404-941-1041 Fax: 404-941-1002

**Ms. Stacy Henry**  
Assistant Principal

**Dr. Audrey Greer**  
Principal

**Mr. Darrie Nowell**  
Assistant Principal

**7<sup>th</sup> Grade Math Highlights** – The students have shown gains in 7<sup>th</sup> grade math. 96% of the students performed at the Far Below Basic level in October. This number decreased to 73% in December and 54% in February which shows students have shown progress. Approximately 42% have jumped one to two performance bands over the course of the year.

## Site Assessment Overview

Assessment: Grade 7 Math Interim Assessment I

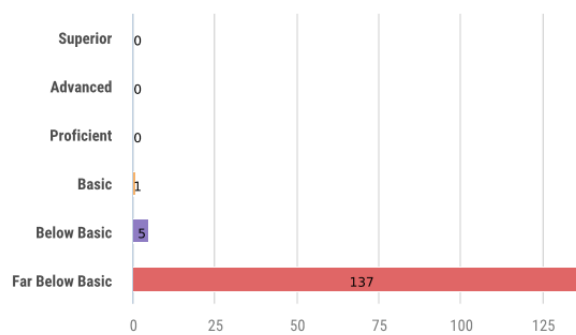
Site: Hapeville Charter Middle

Course: Math 7 (27.1220000M) - MATH, Math 7 (27.8220080M) - MATH, Math 7 (27.9220070M) - MATH,  
Math 7 Lv O (27.0220000M) - MATH

Roster Date: Control Panel (10-24-2018)  
Gender(s): Male & Female  
Reported Race: All Reported Races  
Special Education: Special & Non Special Ed  
Socio-Economic: SED & Not SED  
English Proficiencies: All

### Performance Band Distribution

Performance Band (minimum % correct)	# of Students	% of Students
Superior (90%)*	0	0%
Advanced (80%)*	0	0%
Proficient (70%)*	0	0%
Basic (60%)*	1	1%
Below Basic (50%)	5	3%
Far Below Basic (0%)	137	96%
Total	143	100%



## Site Assessment Overview

Assessment: Grade 7 Math Interim Assessment II

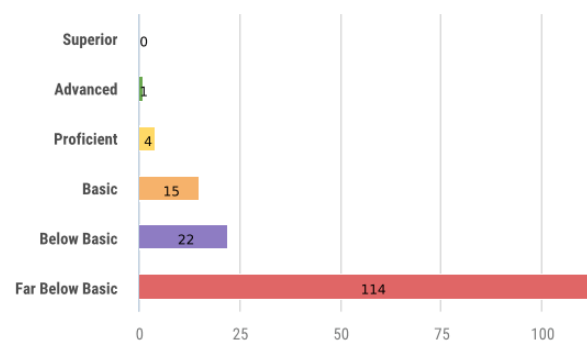
Site: Hapeville Charter Middle

Course: Math 7 (27.1220000M) - MATH, Math 7 (27.8220080M) - MATH, Math 7 (27.9220070M) - MATH,  
Math 7 Lv O (27.0220000M) - MATH

Roster Date: Control Panel (01-03-2019)  
Gender(s): Male & Female  
Reported Race: All Reported Races  
Special Education: Special & Non Special Ed  
Socio-Economic: SED & Not SED  
English Proficiencies: All

### Performance Band Distribution

Performance Band (minimum % correct)	# of Students	% of Students
Superior (90%)*	0	0%
Advanced (80%)*	1	1%
Proficient (70%)*	4	3%
Basic (60%)*	15	10%
Below Basic (50%)	22	14%
Far Below Basic (0%)	114	73%
Total	156	100%



## Site Assessment Overview

Assessment: Grade 7 Math Interim Assessment III

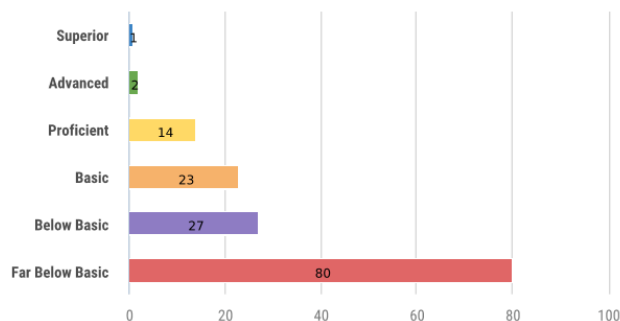
Site: Hapeville Charter Middle

Course: Math 7 (27.1220000M) - MATH, Math 7 (27.8220080M) - MATH, Math 7 (27.9220070M) - MATH,  
Math 7 Lv O (27.0220000M) - MATH

Roster Date: Control Panel (03-12-2019)  
Gender(s): Male & Female  
Reported Race: All Reported Races  
Special Education: Special & Non Special Ed  
Socio-Economic: SED & Not SED  
English Proficiencies: All

### Performance Band Distribution

Performance Band (minimum % correct)	# of Students	% of Students
Superior (90%)*	1	1%
Advanced (80%)*	2	1%
Proficient (70%)*	14	10%
Basic (60%)*	23	16%
Below Basic (50%)	27	18%
Far Below Basic (0%)	80	54%
Total	147	100%



**We are HCMS...where we are Teaching and Learning at the Next Level!**



# HAPEVILLE CHARTER MIDDLE SCHOOL

**Main Campus** - 3535 South Fulton Avenue Hapeville, GA 30354 Phone: 404-767-7730 Fax: 404-767-7706  
**8<sup>th</sup> Grade Academy** - 6045 Buffington Rd College Park, GA 30349 Phone: 404-941-1041 Fax: 404-941-1002

**Ms. Stacy Henry**  
Assistant Principal

**Dr. Audrey Greer**  
Principal

**Mr. Darrie Nowell**  
Assistant Principal

**8<sup>th</sup> Grade Math Highlights** – There was an increase of students performing below level as it increased from 62% to 67%. However, the percentage of students moving out of Below Basic to either Basic, Proficient, or Superior increased from 25% to 23% to 18% which shows student growth.

## Site Assessment Overview

Assessment: Grade 8 Math Interim Assessment I

Site: Hapeville Charter Middle

Course: Math 8 (27.1230000M) - MATH, Math 8 (27.8230080M) - MATH, Math 8 (27.9230070M) - MATH, Math 8 Level A (27.2230040M) - MATH, Math 8 Lv O (27.0230000M) - MATH

Roster Date: Control Pa

Gender(s): Male & Fe

Reported Race: All Reports

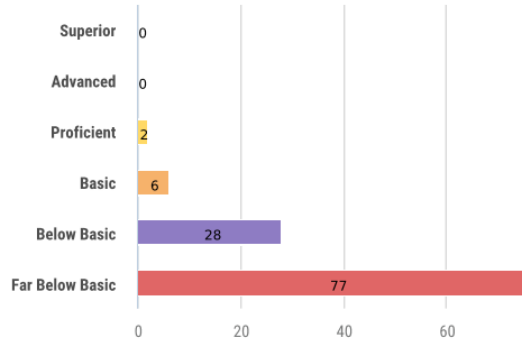
Special Education: Special & I

Socio-Economic: SED & Not

English Proficiencies: All

### Performance Band Distribution

Performance Band (minimum % correct)	# of Students	% of Students
Superior (90%)*	0	0%
Advanced (80%)*	0	0%
Proficient (70%)*	2	2%
Basic (60%)*	6	5%
Below Basic (50%)	28	25%
Far Below Basic (0%)	77	68%
Total	113	100%



## Site Assessment Overview

Assessment: Grade 8 Math Interim Assessment II

Site: Hapeville Charter Middle

Course: Math 8 (27.1230000M) - MATH, Math 8 (27.8230080M) - MATH, Math 8 (27.9230070M) - MATH, Math 8 Level A (27.2230040M) - MATH, Math 8 Lv O (27.0230000M) - MATH

Roster Date: Control Panel

Gender(s): Male & Female

Reported Race: All Reported R

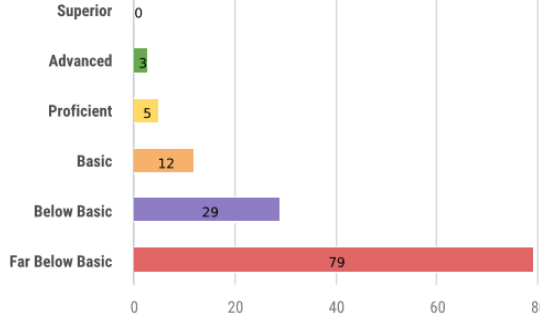
Special Education: Special & Non

Socio-Economic: SED & Not SED

English Proficiencies: All

### Performance Band Distribution

Performance Band (minimum % correct)	# of Students	% of Students
Superior (90%)*	0	0%
Advanced (80%)*	3	2%
Proficient (70%)*	5	4%
Basic (60%)*	12	9%
Below Basic (50%)	29	23%
Far Below Basic (0%)	79	62%
Total	128	100%



## Site Assessment Overview

Assessment: Grade 8 Math Interim Assessment III

Site: Hapeville Charter Middle

Course: Math 8 (27.1230000M) - MATH, Math 8 (27.8230080M) - MATH, Math 8 (27.9230070M) - MATH, Math 8 Level A (27.2230040M) - MATH, Math 8 Lv O (27.0230000M) - MATH

Roster Date: Control Panel (03-12-2019)

Gender(s): Male & Female

Reported Race: All Reported Races

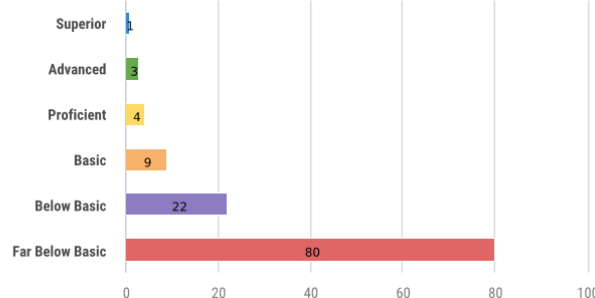
Special Education: Special & Non Special Ed

Socio-Economic: SED & Not SED

English Proficiencies: All

### Performance Band Distribution

Performance Band (minimum % correct)	# of Students	% of Students
Superior (90%)*	1	1%
Advanced (80%)*	3	3%
Proficient (70%)*	4	3%
Basic (60%)*	9	8%
Below Basic (50%)	22	18%
Far Below Basic (0%)	80	67%
Total	119	100%



**We are HCMS...where we are Teaching and Learning at the Next Level!**



# HAPEVILLE CHARTER MIDDLE SCHOOL

**Main Campus** - 3535 South Fulton Avenue Hapeville, GA 30354 Phone: 404-767-7730 Fax: 404-767-7706  
**8<sup>th</sup> Grade Academy** - 6045 Buffington Rd College Park, GA 30349 Phone: 404-941-1041 Fax: 404-941-1002

**Ms. Stacy Henry**  
Assistant Principal

**Dr. Audrey Greer**  
Principal

**Mr. Darrie Nowell**  
Assistant Principal

**8<sup>th</sup> Grade Science Highlights** – Students have also shown growth in 8<sup>th</sup> grade Science. From Interim Assessment I to Interim Assessment III, more students have progressed out of the Far Below Basic Level. Specifically, 95% of the students were at the Far Below Basic level in October. It decreased to 64% in December and 62% in February.

## Site Assessment Overview

Assessment: Grade 8 Science Interim Assessment I

Site: Hapeville Charter Middle

Course: Sci/Physical World (40.9170070M) - SCIENCE, Sci/Phy World Lv O (40.0170000M) - SCIENCE

Roster Date: Control Panel (11-01-2019)

Gender(s): Male & Female

Reported Race: All Reported Races

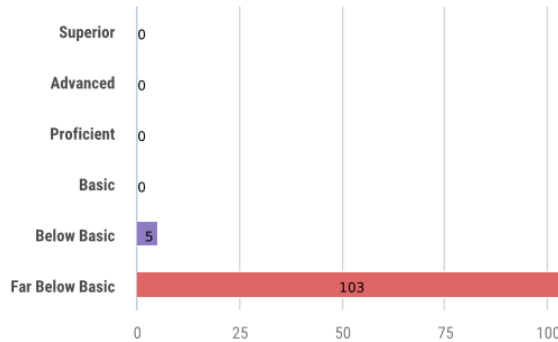
Special Education: Special & Non Special Ed

Socio-Economic: SED & Not SED

English Proficiencies: All

### Performance Band Distribution

Performance Band (minimum % correct)	# of Students	% of Students
Superior (90%)*	0	0%
Advanced (80%)*	0	0%
Proficient (70%)*	0	0%
Basic (60%)*	0	0%
Below Basic (50%)	5	5%
Far Below Basic (0%)	103	95%
Total	108	100%



## Site Assessment Overview

Assessment: Grade 8 Science Interim Assessment II

Site: Hapeville Charter Middle

Course: Sci/Physical World (40.9170070M) - SCIENCE, Sci/Phy World Lv O (40.0170000M) - SCIENCE

Roster Date: Control Panel (01-08-2019)

Gender(s): Male & Female

Reported Race: All Reported Races

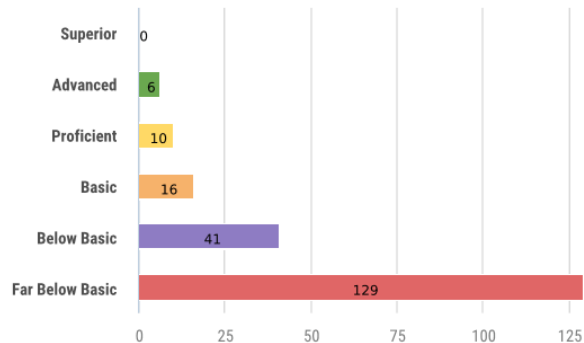
Special Education: Special & Non Special

Socio-Economic: SED & Not SED

English Proficiencies: All

### Performance Band Distribution

Performance Band (minimum % correct)	# of Students	% of Students
Superior (90%)*	0	0%
Advanced (80%)*	6	3%
Proficient (70%)*	10	5%
Basic (60%)*	16	8%
Below Basic (50%)	41	20%
Far Below Basic (0%)	129	64%
Total	202	100%



## Site Assessment Overview

Assessment: Grade 8 Science Interim Assessment III

Site: Hapeville Charter Middle

Course: Sci/Physical World (40.9170070M) - SCIENCE, Sci/Phy World Lv O (40.0170000M) - SCIENCE

Roster Date: Control Panel (03-12-2019)

Gender(s): Male & Female

Reported Race: All Reported Races

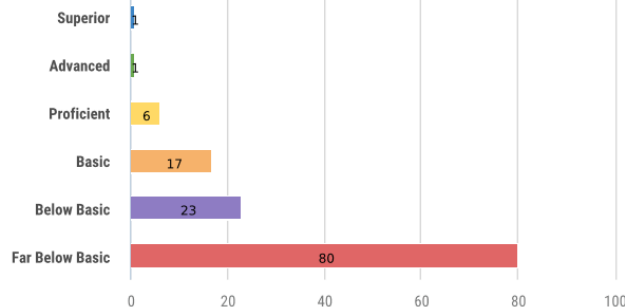
Special Education: Special & Non Special Ed

Socio-Economic: SED & Not SED

English Proficiencies: All

### Performance Band Distribution

Performance Band (minimum % correct)	# of Students	% of Students
Superior (90%)*	1	1%
Advanced (80%)*	1	1%
Proficient (70%)*	6	5%
Basic (60%)*	17	13%
Below Basic (50%)	23	18%
Far Below Basic (0%)	80	62%
Total	128	100%



**We are HCMS...where we are Teaching and Learning at the Next Level!**



# HAPEVILLE CHARTER MIDDLE SCHOOL

**Main Campus** - 3535 South Fulton Avenue Hapeville, GA 30354 Phone: 404-767-7730 Fax: 404-767-7706  
**8<sup>th</sup> Grade Academy** - 6045 Buffington Rd College Park, GA 30349 Phone: 404-941-1041 Fax: 404-941-1002

**Ms. Stacy Henry**  
Assistant Principal

**Dr. Audrey Greer**  
Principal

**Mr. Darrie Nowell**  
Assistant Principal

**8<sup>th</sup> Grade Social Studies Highlights** - 8<sup>th</sup> grade Social Studies has shown little to no improvement from Interim Assessment I to Interim Assessment III. As of today, 8<sup>th</sup> grade Social Studies is the area of greatest concern.

## Site Assessment Overview

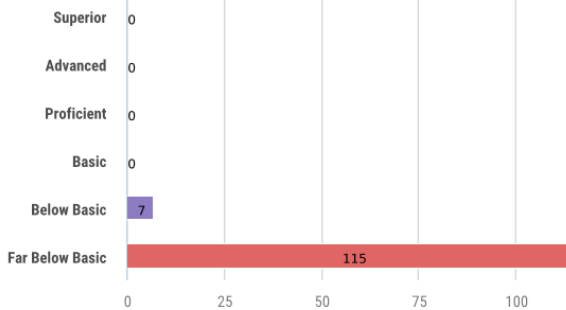
Assessment: **Grade 8 Social Studies Interim Assessment I**

Site: **Hapeville Charter Middle**  
Course: **Georgia Studies 8 (45.0090000M) - SOCIAL SCIENCES, Georgia Studies 8 (45.9090070M) - SOCIAL SCIENCES**

Roster Date: **Control Panel (10-24-2018)**  
Gender(s): **Male & Female**  
Reported Race: **All Reported Races**  
Special Education: **Special & Non Special Ed**  
Socio-Economic: **SED & Not SED**  
English Proficiencies: **All**

### Performance Band Distribution

Performance Band (minimum % correct)	# of Students	% of Students
Superior (90%)*	0	0%
Advanced (80%)*	0	0%
Proficient (70%)*	0	0%
Basic (60%)*	0	0%
Below Basic (50%)	7	6%
Far Below Basic (0%)	115	94%
<b>Total</b>	<b>122</b>	<b>100%</b>



## Site Assessment Overview

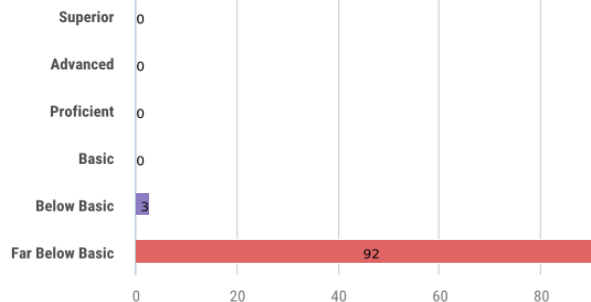
Assessment: **Grade 8 Social Studies Interim Assessment II**

Site: **Hapeville Charter Middle**  
Course: **Georgia Studies 8 (45.0090000M) - SOCIAL SCIENCES, Georgia Studies 8 (45.9090070M) - SOCIAL SCIENCES**

Roster Date: **Control Panel (01-03-2019)**  
Gender(s): **Male & Female**  
Reported Race: **All Reported Races**  
Special Education: **Special & Non Special Ed**  
Socio-Economic: **SED & Not SED**  
English Proficiencies: **All**

### Performance Band Distribution

Performance Band (minimum % correct)	# of Students	% of Students
Superior (90%)*	0	0%
Advanced (80%)*	0	0%
Proficient (70%)*	0	0%
Basic (60%)*	0	0%
Below Basic (50%)	3	3%
Far Below Basic (0%)	92	97%
<b>Total</b>	<b>95</b>	<b>100%</b>



## Site Assessment Overview

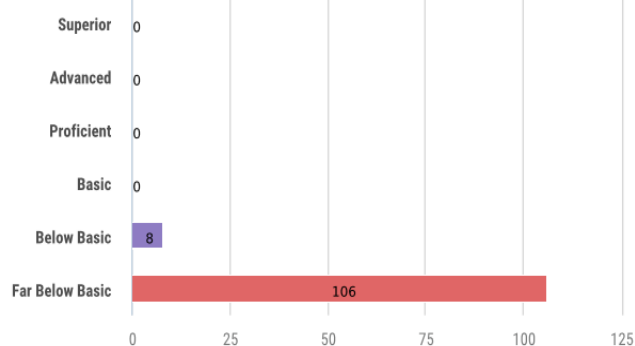
Assessment: **Grade 8 Social Studies Interim Assessment III**

Site: **Hapeville Charter Middle**  
Course: **Georgia Studies 8 (45.0090000M) - SOCIAL SCIENCES, Georgia Studies 8 (45.9090070M) - SOCIAL SCIENCES**

Roster Date: **Control Panel (03-12-2019)**  
Gender(s): **Male & Female**  
Reported Race: **All Reported Races**  
Special Education: **Special & Non Special Ed**  
Socio-Economic: **SED & Not SED**  
English Proficiencies: **All**

### Performance Band Distribution

Performance Band (minimum % correct)	# of Students	% of Students
Superior (90%)*	0	0%
Advanced (80%)*	0	0%
Proficient (70%)*	0	0%
Basic (60%)*	0	0%
Below Basic (50%)	8	7%
Far Below Basic (0%)	106	93%
<b>Total</b>	<b>114</b>	<b>100%</b>



**We are HCMS...where we are Teaching and Learning at the Next Level!**



# HAPEVILLE CHARTER MIDDLE SCHOOL

**Main Campus** - 3535 South Fulton Avenue Hapeville, GA 30354 Phone: 404-767-7730 Fax: 404-767-7706  
**8<sup>th</sup> Grade Academy** - 6045 Buffington Rd College Park, GA 30349 Phone: 404-941-1041 Fax: 404-941-1002

**Ms. Stacy Henry**  
 Assistant Principal

**Dr. Audrey Greer**  
 Principal

**Mr. Darrie Nowell**  
 Assistant Principal

**Literacy Highlights:** From the December administration of the Write Score Assessment to the February administration, students made progress. In 6<sup>th</sup> grade Literacy, 62% of the students scored a 0 in December which is below level whereas only 23% scored a 0 in February. In 7<sup>th</sup> grade Literacy, 23% of the students scored a 0 in December whereas only 5% scored at this level in February. Lastly, in 8<sup>th</sup> grade Literacy, 18% of the students scored a 0 in December and 23% of the students scored at this level in February. The 8<sup>th</sup> grade is working to provide increased instructional support to students via teacher-led tutorials and Saturday School.

December Administration		February Administration																								
6 <sup>th</sup> Grade	<p># STUDENTS AT EACH SCORE POINT</p> <table><tr><th>Score</th><th>Number of Students</th></tr><tr><td>0</td><td>88</td></tr><tr><td>1</td><td>40</td></tr><tr><td>2</td><td>15</td></tr><tr><td>3</td><td>0</td></tr><tr><td>4</td><td>0</td></tr></table>	Score	Number of Students	0	88	1	40	2	15	3	0	4	0	<p># STUDENTS AT EACH SCORE POINT</p> <table><tr><th>Score</th><th>Number of Students</th></tr><tr><td>0</td><td>32</td></tr><tr><td>1</td><td>61</td></tr><tr><td>2</td><td>44</td></tr><tr><td>3</td><td>2</td></tr><tr><td>4</td><td>0</td></tr></table>	Score	Number of Students	0	32	1	61	2	44	3	2	4	0
	Score	Number of Students																								
0	88																									
1	40																									
2	15																									
3	0																									
4	0																									
Score	Number of Students																									
0	32																									
1	61																									
2	44																									
3	2																									
4	0																									
7 <sup>th</sup> Grade	<p># STUDENTS AT EACH SCORE POINT</p> <table><tr><th>Score</th><th>Number of Students</th></tr><tr><td>0</td><td>34</td></tr><tr><td>1</td><td>47</td></tr><tr><td>2</td><td>63</td></tr><tr><td>3</td><td>6</td></tr><tr><td>4</td><td>0</td></tr></table>	Score	Number of Students	0	34	1	47	2	63	3	6	4	0	<p># STUDENTS AT EACH SCORE POINT</p> <table><tr><th>Score</th><th>Number of Students</th></tr><tr><td>0</td><td>7</td></tr><tr><td>1</td><td>66</td></tr><tr><td>2</td><td>50</td></tr><tr><td>3</td><td>16</td></tr><tr><td>4</td><td>0</td></tr></table>	Score	Number of Students	0	7	1	66	2	50	3	16	4	0
	Score	Number of Students																								
0	34																									
1	47																									
2	63																									
3	6																									
4	0																									
Score	Number of Students																									
0	7																									
1	66																									
2	50																									
3	16																									
4	0																									
8 <sup>th</sup> Grade	<p># STUDENTS AT EACH SCORE POINT</p> <table><tr><th>Score</th><th>Number of Students</th></tr><tr><td>0</td><td>24</td></tr><tr><td>1</td><td>45</td></tr><tr><td>2</td><td>55</td></tr><tr><td>3</td><td>9</td></tr><tr><td>4</td><td>1</td></tr></table>	Score	Number of Students	0	24	1	45	2	55	3	9	4	1	<p># STUDENTS AT EACH SCORE POINT</p> <table><tr><th>Score</th><th>Number of Students</th></tr><tr><td>0</td><td>28</td></tr><tr><td>1</td><td>42</td></tr><tr><td>2</td><td>49</td></tr><tr><td>3</td><td>4</td></tr><tr><td>4</td><td>0</td></tr></table>	Score	Number of Students	0	28	1	42	2	49	3	4	4	0
	Score	Number of Students																								
0	24																									
1	45																									
2	55																									
3	9																									
4	1																									
Score	Number of Students																									
0	28																									
1	42																									
2	49																									
3	4																									
4	0																									

**We are HCMS...where we are Teaching and Learning at the Next Level!**